


WHEEL CHOCKS



WC6810L



WC2556A





WC091060

WC1267



Z101-0100



WC1467



WC24483

TRUCK AND TRAILER WHEEL CHOCKS



PART NO.	DESCRIPTION (W x D x H)
WC1467	Rubber Wheel Chock (5" x 6" x 5")
WC1468A	Rubber Wheel Chock (8" x 6" x 5")
WC2556A	Heavy-Duty Rubber Wheel Chock (7" x 10.25" x 8.13")
WC6810L	Heavy-Duty Rubber Wheel Chock w/ Chain Eye (10" x 8" x 6") MOST POPULAR!
WC24483	Rubber Wheel Chock Pair w/Rope, 4" x 4" x 8"
WC1267	Aluminum Wheel Chock 6-1/4" x 12-1/4" x 7"
WC091060	Serrated Wheel Chock, Galvanized, 9"L x 10"W x 6"H

TUBULAR MOTORCYCLE WHEEL CHOCKS



Made by the folks at MARSON International, this chock is constructed of 1" diameter non-rusting 304 Stainless Steel. The one man installation can be performed from the top side with the included unique fastener system. Once mounted the chock is set up for quick removal. Buyers chocks are chrome plated solid carbon steel construction, 3/16" mounts and 5/8" formed rod. Additional fastener kits are available separately.

PART NO.	DESCRIPTION
T101-2003	Stainless Steel Motorcycle Wheel Chock w/ Fasteners (#Z101-0100)
Z101-0100	Hardware Fastener System for T101-2003 Chock (4 pieces)
WC100609	Chrome Motorcycle Wheel Chock w/ Fasteners (#3801000)
3801000	Extra Mounting Hardware for WC100609 Chock

RECESSED MOTORCYCLE WHEEL CHOCKS



Made by the folks at MARSON International, available in 16" and 24" lengths. These black powder coated chocks offer a neat looking in-bed installation. They are flush mount, Heavy-Duty with steel pan & lid. When not in use they can offer convenient tie-down strap storage.

PART NO.	DESCRIPTION
T436-1634B	16" Recessed Motorcycle Chock
T436-2400B	24" Recessed Motorcycle Chock

LOCK N'LOAD MOTORCYCLE WHEEL CHOCK



- Easy to use secure peace of mind for transporting and/or storage of your motorcycle.
- Self-locking deluxe wheel chock
- Quick disconnect mounting plate with built in front tire tie down
- All necessary hardware. • Powder coated solid steel construction insures strength.
- Solid steel construction • Ease of use, and installation
- Accessory options available • Tie down strap-The strap is built into the chock.



PART NO.	DESCRIPTION
BK100	Lock 'N Load Deluxe Wheel Chock
BK102	Garage Stand (Works with BK-100)